Rockets lose 1-0 to Hazard in sectionals

The Rockcastle County Rockets baseball team's run at a state title ended abruptly last Wednesday night when the Hazard Bulldogs handed them a 1-0 loss in the first round of the sectional tournament.

The Rockets ran into left hander Clay Salyers, who gave up only one hit to the Rockets, that a single by senior Greg Harper.

Harper, who also started the game pitching for the Rockets gave up only three hits in five innings and the one run.

Hazard(Visitor) vs. The Rock(Home)

The Rock		AB	R	H	RBI	PO	As	E
D. Bussell	ss	1	0	0	0	6	0	0
S. Taylor	2b	2	0	0	0	1	5	0
Aa. Cash	3b	3	0	0	0	1	3	0
C. Parsons	1b-p	2	0	0	0	2	4	1
G. Harper	p-rf	3	0	1	0	0	0	0
B. Hackworth	cf	3	0	0	0	0	0	0
M. Reagan	rf	0	0	0	0	2	0	0
B. McIntosh	lf	2	0	0	0	1	0	0
D. Taylor	c	2	0	0	0	4	1	0
B. Bishop	dh	2	0	0	0	0	0	0
Dev. Bussell	dr	0	0	0	0	0	0	0
A. Anderkin	1b	0	0	0	0	2	0	0
Totals		20	0	1	0	21	10	0

Batters-24, LOB-3, 2B-1, HP-S. Taylor 1, SB-S. Taylor 1

	1	2	3	4	5	6	7	R	H	E
Hazard	0	1	0	0	0	0	0	1	4	1
The Rock	0	0	0	0	0	0	0	0	1	0

Losing Pitcher G. Harper

Senior Christopher Parsons pitched two innings in relief, giving up one hit.

Harper struck out three and Parsons struck out one.

Not only did Salyers one hit the Rockets he also got a hit and scored the only Bulldog run.

Salyers was the only senior on the Hazard team that had a record of 23-15.

Hazard, who was the winner of the 14th region, lost in the title game to Boyd County 9-1.

Boyd County, Webster County, Ballard and Franklin County are in the final four, which starts in Lexington on Thursday.

The Rockets ended the season with a mark of 33-5.

Harper and Parsons will be joined by Derrick Bussell in the East-West All-Star game in Louisville on June 24. Rocket head coach J.D. Bussell will coach the West team.

Year end statistics for both the varsity and junior varsity Rockets appear in this week's Signal.



Senior Greg Harper gave up only one run in the first round of the sectional on Wednesday night. The one run proved the difference as the Rockets were shutout by Hazard. Harper got the only Rocket hit.



Senior Christopher Parsons and the rest of the Rockets were defeated in the first round of sectional last Wednesday by Hazard. The Rockets finished the season with a mark of 33-5.



Second baseman Shea Taylor throws out a Hazard runner in the first round of the sectional tournament on Wednesday. The Rockets lost 1-0.

Bluegrass Summer Games

If you are an amateur athlete, don't miss Kentucky's Bluegrass State Games in July.

From archery to wrestling, this year's Games will offer an opportunity to compete in 29 different sports over two weekends -- July 20-22 and July 27-29. Last year, more than 18,000 people from 111 counties participated.

"This is a spectacular event filled with activities that everyone can enjoy," said Kentucky Gov. Paul Patton at a news conference in Frankfort today. "The State Games give us an avenue for positive development through sports and physical activities as well as the opportunity to develop our talents and skills."

Most of the activities are held in Lexington and surrounding Central Kentucky communities.

"Lexington loves the Bluegrass State Games," said Mayor Pam Miller, "and we welcome the thousands of young and old alike who come from all over Kentucky to participate."

"The Bluegrass State Games are now a summer tradition in Kentucky, and we are proud that we have sponsored them since the beginning," said Martin A. Kish, chairman of the Board of the Bluegrass State Games and Vice President Communications for The Valvoline Company.

Entry booklets for the 17th annual Games are already in the mail to past participants. Booklets will be available to the public at a number of locations throughout the state.

Deadlines for registering for most of the events are June 22 and June 29. Check your entry booklet for details.

If you wish to obtain a copy, call the Bluegrass State Games office at 1-800-722-2474.

(Cont. to A11)

Little League Update

By Diamond Dave

Minor League

Thursday, June 7th
D'backs 12 Reds 1
2nd Game
Blue Jays 7 Angels 2
Saturday, June 9th
D'backs 13 Indians 7
2nd Game
D'backs 14 Angels 2
3rd Game
Indians 11 Reds 2
Sunday, June 10th
Blue Jays 15 Angels 4
2nd Game
D'backs 13 Indians 7
3rd Game
Blue Jays 10 Angels 4

Major League

Tuesday, June 5th
D'backs 5 Indians 4
2nd Game
White Sox 10 Reds 0
Friday, June 8th
Indians 7 Reds 3
2nd Game
White Sox 7 D'backs 6
Saturday, June 9th
D'backs 10 Indians 1
2nd Game
D'backs 20 White Sox 17
Homerun: Zachary Burkhart, D'backs.
Jacob Harding, White Sox.
Sunday, June 10th
D'backs 9 White Sox 0
Homerun: Zachary Burkhart, D'backs.

Standings

Minor League

Blue Jays 12-2
Indians 11-3
D'backs 6-9
Reds 4-11
Angels 3-11

Major League

Indians 13-5
White Sox 12-6
Reds 6-12
D'backs 7-15

Homeruns

Minor League

Tony Potter, Blue Jays, 2 (1 Grand Slam)
Jamie Todd, Indians, 2
Alan Burdette, Indians, 2
Travis Carpenter, Angels, 2
Dustin Reynolds, Blue Jays, 1
Tanner Childress, D'backs, 1
Timmy Proffitt, Angels, 1
John Mason, Indians, 1
Kristina Caroscello, 1
Brandon Childress, Blue Jays, 1
Brandon Jones, Blue Jays, 1

Major League

Zachary Burkhart, D'backs, 3
Jacob Harding, White Sox, 2

Paul Payne, Reds, 2
Devin Hasty, Reds, 1 (Grand Slam)
Dakota Smith, Indians, 1
Donovan Pigg, Indians, 1
Chris Decker, D'backs, 1
Adam Mink, Reds, 1

Minor League Tournament

Double elimination tournament starts Friday at 5:30. Third and fourth ranked teams will play at 5:30. Second and fifth ranked teams will play the second game.

Congratulations to the D'backs for winning the Major League Tournament. God bless and good luck in 2002. Your team has made a believer out of me.

--Diamond Dave

For Rent: House on Hwy. 1505 in Brodhead. 2 bedrooms, full basement, electric heat. $300 mo. $100 deposit. 758-4318.

Bathtub refinishing
Like countertops · sinks · appliances
RE-GLAZING
PO Box 1785 · Richmond, KY 40476
(859) 625-0055

Osborne's
ORNAMENTAL CONCRETE
Hwy. 461
Cromer Subdivision
256-9880

ROCKCASTLE CO. ROCKETS BASEBALL
FINAL VARSITY STATS
33 Wins 5 Losses

	BA	AB	R	H	2B	3B	HR	W	W%	Ks	K%	RBI	SB	CS	SB%	SAC	AP	OB	OB%	As	PO	E	F%
D. Bussell	491	114	50	56	10	7	0	24	17	11	8	23	46	3	94	1	141	89	64	88	43	13	91
M. Reagan	409	22	9	9	0	0	0	2	7	7	33	3	5	3	63	3	27	12	50	7	32	0	100
C. Parsons	375	112	25	42	10	1	8	18	14	22	17	55	4	0	100	2	133	68	52	25	175	5	98
Aa. Cash	362	105	34	38	5	0	0	18	14	33	26	20	21	5	81	2	127	68	54	54	17	9	89
S. Taylor	331	121	37	40	13	3	0	6	4	14	10	28	14	1	93	9	138	66	51	78	68	4	97
G. Harper	325	114	22	37	12	0	3	13	10	12	9	21	10	1	91	1	130	61	47	26	22	3	94
D. Taylor	316	76	0	24	4	0	0	10	11	9	10	15	0	0	N/A	6	93	43	49	29	213	2	99
B. Bishop	273	77	10	21	4	0	0	8	9	25	28	11	6	0	100	2	88	33	38	22	5	5	84
B. McIntosh	265	83	28	22	4	0	0	9	9	17	17	14	24	4	86	3	98	49	52	1	28	4	88
B. Hackworth	257	105	34	27	7	0	2	9	8	21	18	17	15	3	83	4	119	60	52	1	38	3	93
J. Bussell	200	5	11	1	0	0	0	0	0	2	40	1	3	2	60	0	5	1	20	0	0	0	N/A
A. Anderkin	105	19	3	2	0	0	0	1	5	5	23	1	0	0	N/A	2	22	4	20	12	79	2	98
D. Larkey	067	15	4	1	0	0	0	3	17	9	50	2	3	0	100	0	18	6	33	0	3	1	75
T. McClure	000	0	16	0	0	0	0	0	N/A	0	N/A	0	11	7	61	0	0	0	N/A	0	0	0	N/A
A. Miller	000	0	2	0	0	0	0	0	N/A	0	N/A	0	1	0	100	0	0	0	N/A	0	0	0	N/A
Totals	331	968	285	320	69	11	13	121	11	189	17	211	163	29	85	35	1139	560	51	343	723	51	95

	Win	Loss	Save	#Bat	IP	R	ER	ERA	H	H%	K	K%	BB	HP	W%	TP	BP	KP	KP%
D. Taylor	0	0	1	11	3.0	0	0	0.00	1	9	3	27	0	0	0	42	17	25	60
Aa. Cash	0	0	0	9	2.0	0	0	0.00	0	0	3	33	2	0	22	31	16	15	48
B. Hackworth	0	0	0	3	1.0	0	0	0.00	0	0	0	0	0	0	0	5	2	3	60
G. Harper	10	3	1	349	78.7	37	30	2.67	54	15	87	25	46	14	17	1282	557	725	57
C. Parsons	9	1	1	233	54.0	30	22	2.85	48	21	45	19	25	4	12	814	318	496	61
S. Taylor	2	0	1	81	20.0	8	8	2.80	15	19	18	22	9	1	12	288	111	177	61
A. Anderkin	8	0	1	214	50.0	24	23	3.22	45	21	50	23	23	4	13	755	284	471	62
B. Bishop	4	1	0	147	32.3	19	17	3.68	33	22	20	14	12	1	9	473	183	290	61

ERA computed assuming 7 innings per game

ROCKCASTLE CO. ROCKETS BASEBALL
FINAL JUNIOR VARSITY STATS
13 Wins 8 Losses 1 Ties

	BA	AB	R	H	2B	3B	HR	W	W%	Ks	K%	RBI	SB	CS	SB%	SAC	AP	OB	OB%	As	PO	E	F%
Aa. Cash	667	3	1	2	0	1	0	0	0	0	0	0	1	0	100	0	3	2	67	1	10	1	92
A. Anderkin	483	29	8	14	4	0	1	1	3	1	3	5	7	0	100	0	30	19	63	0	8	0	100
J. Bussell	457	46	23	21	5	3	0	5	10	7	14	6	9	1	90	0	51	33	65	29	18	13	78
A. Miller	405	42	16	17	5	0	1	5	11	5	11	14	9	0	100	0	47	31	66	6	23	3	91
Dev. Bussell	357	42	13	15	4	2	0	5	10	5	10	14	8	0	100	2	49	25	53	1	3	2	67
M. Reagan	350	20	1	7	0	0	0	4	15	2	7	0	2	0	100	3	27	16	67	11	71	0	100
S. Boreing	333	48	8	16	2	1	0	4	8	18	35	14	7	0	100	0	52	23	44	11	17	5	85
T. McClure	293	41	11	12	4	1	0	6	13	12	25	9	6	0	100	0	48	21	44	1	19	3	87
B. Campbell	290	31	11	9	1	1	0	6	15	12	31	4	5	1	83	1	39	19	50	6	54	3	95
D. Taylor	286	7	4	2	1	0	0	0	0	0	0	1	1	0	100	0	8	5	63	8	14	2	92
T. McIntosh	268	41	17	11	2	0	0	6	12	8	16	6	9	0	100	2	49	25	53	7	7	2	88
B. Kirby	250	4	2	1	0	0	0	0	0	0	0	0	0	0	N/A	0	5	3	60	0	1	0	100
J. Todd	237	38	9	9	0	0	0	3	7	9	22	6	2	1	67	0	41	19	46	19	7	8	76
J. Bray	222	36	7	8	0	1	0	3	7	5	12	6	5	1	83	0	42	17	40	25	35	8	88
C. Alexander	105	19	12	2	0	0	0	5	20	8	32	1	5	1	83	0	25	10	40	3	2	0	100
A. Hensley	074	27	2	2	0	0	0	0	0	15	56	5	0	0	N/A	2	30	5	18	13	41	5	92
B. McIntosh	000	1	0	0	0	0	0	1	50	1	50	0	1	0	100	0	2	1	50	1	0	1	50
C. Tolle	000	3	2	0	0	0	0	1	25	3	75	0	0	0	N/A	0	4	1	25	0	1	0	100
Totals	310	478	146	148	28	10	2	55	10	111	20	91	77	5	94	10	552	275	51	142	331	56	89

	Win	Loss	Save	#Bat	IP	R	ER	ERA	H	H%	K	K%	BB	HP	W%	TP	BP	KP	KP%
D. Taylor	0	0	0	13	4.0	0	0	0.00	1	8	8	62	1	0	8	54	18	36	67
Aa. Cash	0	0	0	4	1.0	0	0	0.00	1	25	1	25	0	0	0	14	6	8	57
B. Campbell	0	0	0	8	1.0	3	0	0.00	0	0	2	25	1	0	13	25	7	18	72
A. Hensley	3	1	0	119	27.0	14	9	1.67	21	18	28	24	6	4	8	370	130	240	65
A. Miller	3	0	0	62	13.3	7	6	2.25	8	13	8	13	8	3	18	193	73	120	62
B. McIntosh	0	0	0	21	5.0	4	3	3.00	5	24	0	0	0	0	0	38	11	27	71
C. Alexander	2	0	0	28	6.0	4	4	3.33	6	21	4	14	4	1	18	101	44	57	56
T. McIntosh	2	2	1	107	21.3	18	16	3.75	24	22	24	22	9	3	11	323	120	203	63
S. Boreing	1	2	0	65	13.0	10	10	3.85	8	12	17	26	16	1	26	258	126	132	51
J. Bussell	2	2	0	63	10.7	19	10	4.69	8	13	11	17	15	4	30	262	130	132	50
Dev. Bussell	0	0	0	17	3.3	5	9	7.50	4	24	5	29	3	0	18	59	26	33	56
M. Reagan	0	1	0	17	2.7	5	4	7.50	5	29	4	24	2	0	12	55	17	38	69
J. Bray	0	0	0	12	2.0	3	3	7.50	2	17	1	8	4	0	33	49	26	23	47

ERA computed assuming 5 innings per game

HITTING & FIELDING CODE

BA	BATTING AVERAGE
AB	AT BATS
R	RUNS
H	HITS
2B	DOUBLES
3B	TRIPLES
HR	HOME RUNS
W	WALKS
W%	WALK PERCENT
Ks	STRIKEOUTS
K%	STRIKEOUT PERCENT
RBI	RUNS BATTED IN
SB	STOLEN BASES
CS	CAUGHT STEALING
SB%	STOLEN BASE PERCENT
SAC	SACRIFICES
AP	APPERANCES AT THE PLATE
OB	ON BASE
OB%	ON BASE PERCENT
As	ASSISTS
PO	PUTOUTS
E	ERRORS
F%	FIELDING PERCENT

PITCHING CODE

W	WINS
L	LOSSES
S	SAVES
#BAT	NUMBER OF BATTERS FACED
IP	INNINGS PITCHED
R	RUNS
ER	EARNED RUNS
ERA	EARNED RUN AVERAGE
H	HITS
H%	HIT PERCENT
K	STRIKEOUTS
K%	STRIKEOUT PERCENT
BB	BASE ON BALLS
HP	HIT PLAYERS WITH PITCH
W%	WALK PERCENT
TP	TOTAL PITCHES
BP	BALLS PITCHED
KP	STRIKE PITCHED
KP%	STRIKE PITCHED PERCENT